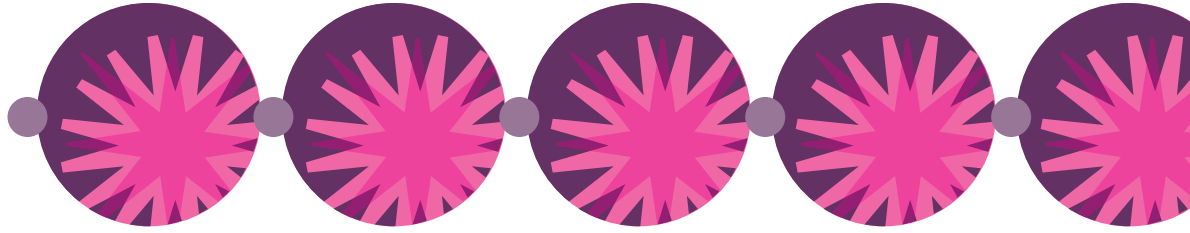


# Beadecked Bead Shoppe

Hours: Closed Monday • Tuesday-Saturday 10-5 • Thursday Until 8 PM • Sunday 12-5





35 North Main Street  
 Southington, CT 06489  
 860.276.0475  
 www.KazuriBeadsEast.com



## Class Schedule and Event Schedule

February 2010

Date and Time	Project	Description and Price
Thursday 2/4 6PM-8PM	Charming Knotted Necklace 	Learn how to knot a strand of pearls and dress it up with some metal beads and a charm. This easy necklace is a unique, updated version of a classic pearl necklace. Perfect for the begining beader. *\$35.00, includes materials
Friday 2/5 6PM-9PM	BYOBead Night 	You bring friends, drinks, munchies and your latest beading project (or come in and design something new), we supply the tools, and expert advice (if you need it). Never beaded before? Don't worry, we'll teach you how to design and assemble a one-of-a-kind necklace or bracelet. It's fun, it's easy, the perfect way to unwind after a long work week, and the ultimate girls night out. Tell your friends and reserve your space today! Come spend an evening with your fellow beaders and let the creativity flow! *\$5.00, payable upon attending BYOBead night
Saturday 2/6 10AM-1PM	Crystal Heishi Bracelet 	Use a needle and thread to create an elegant Swarovski crystal bracelet. Add some 4mm heishi spacers to really make the design pop! *\$45.00, includes materials

Date and Time	Project	Description and Price
Thursday 2/11 6PM-8PM	<b>Loopy Lariat Necklace</b> 	Learn how to make a lariat style necklace using an assortment of glass beads. This long necklace has no clasp, simply wrap it around your neck and pass the ends of the strand through a beaded loop at the front of the necklace. *\$45.00, includes materials
Thursday 2/18 6PM-8PM	<b>Beautiful Brass Bracelet</b> 	Use a vintage style brass component as your focal piece and add some chain, brass beads and charms. A unique design, new for 2010! *\$35.00, includes materials
Saturday 2/20 10AM-12PM	<b>Fairy Ribbon Necklace</b> 	Use fairy ribbon and a donut pendant to create a very unique necklace. Learn how to make wire wrapped loops, plain loops and work with jump rings as you embellish your necklace with an assortment of beads and charms. Experience with loop-making helpful. *\$40.00, includes materials
Thursday 2/25 6PM-8PM	<b>Wire Wrapped Pendants</b> 	Learn 2 techniques that can be used for making wire wrapped pendants. This class will feature Kazuri beads, but once the technique has been mastered, the possibilities are endless! Some wire experience helpful. *\$35.00, includes materials

## Class Policy

**Pre-Registration:** ALL classes must be paid in full to hold a space. Class fees are non-refundable, unless cancellation is our fault (too few students or bad weather). Cancellations will occur when there are fewer than 3 students in a class. You will be notified at least 24 hours prior to class if this happens. If you are a no-show for a class, you forfeit the class fee. No refunds or credit will be issued if you do not provide advance notice that you will be unable to attend. If you are unable to attend the class, and provide advance notice, we will issue you credit for another class.

Classes begin on time! If you are more than 15 minutes late, you forfeit the class. The instructor will not be able to catch you up to the rest of the class.

**Class Skill Levels:** All classes are open to all skill levels. Our classes can be managed by most beginning beaders with nimble fingers and a knack for crafts. Class descriptions will identify skill level or experience that is helpful.

**Private Classes:** If you have a group of 3 or more, private classes can be booked at the listed per-student cost. The same pre-registration policy applies. Individual, one-on-one instruction can be booked in advance at a cost of \$20/hour, plus the cost of the class. Please ask for Erin if you have any questions about private classes.